

Have you ever imagined windows can come in so many styles and colors? Here at Crystal, the hardest part is choosing the right style windows made in your favorite color. Crystal Series 200 vinyl windows can be painted with 10 optional two-tone custom colors:

- 1: Blue
- 2: Dark Brown
- 3: Beige
- 4: Dark Green
- 5: Dark Red
- 6: Black
- 7: Earthtone
- 8: Grey
- 9: Clay
- 10: Medium Brown

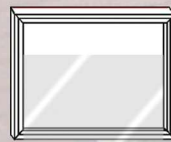
*Color for illustration purpose only. Actual color may vary slightly.



The **VERSATILE** Crystal Series 200 Fully Welded Vinyl Line is also available in a full collection of styles, sharing many similar features.



CVD-200
Double Hung



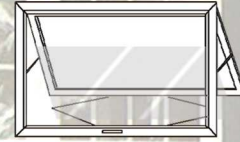
CVP-211/215
Fixed / Picture



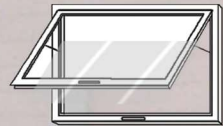
CVS-220
2 Lite or 3 Lite Slider



CVC-235
Casement



CVA-245
Awning



CVH-255
Hopper



CAP-280
Special Shapes



Bays & Bows



CVG-270
Garden Bay

SCAN ME



Crystal Window & Door Systems, Ltd.

NYC, NY (HQ) 31-10 Whitestone Expressway, Flushing, NY 11354 | Tel: 800.472.9988/718.961.7300 | Fax: 718.460.4594
 SCRANTON, PA 204 Franklin Valley Rd, Dalton, PA 18414 | Tel: 570.276.8000 | Fax: 570.563.5313
 CLEVELAND, OH 29299 Clemens Rd. 1-B, Westlake, OH 44145 | Tel: 440.871.8694 | Fax: 440.871.8690
 ST. LOUIS, MO 300 Axminister Dr., Fenton, MO 63026 | Tel: 636.305.7880 | Fax: 636.305.7881
 CHICAGO, IL 1300 W. 35th st. Chicago, IL 60609 | Tel: 773.376.6688/888.280.3288 | Fax: 773.376.6868
 RIVERSIDE, CA 1850 Atlanta Ave, Riverside, CA 92507 | Tel: 951.779.9300 Fax: 951.779.6300
 DALLAS, TX 454 W. Mockingbird Ln., Dallas, TX 75247 | Tel: 469.248.3012 | Fax: 469.248.2978
 TORONTO, ON 30 West Pearce Street, Richmond Hill, ON, L4B 1E3 | Tel: 905.889.9883 | Fax: 905.889.5891

Crystal
WINDOW & DOOR



Follow us on:

MANUFACTURER RESERVES THE RIGHT TO CHANGE PRODUCT DESIGNS, SPECIFICATIONS, DETAILS AND PRICING AT ANY TIME WITHOUT PRIOR NOTIFICATION.
 © 2024-2025 Crystal Window & Door Systems, Ltd. All Rights Reserved. Printed in USA.

CRYSTAL SERIES 200

FULLY WELDED VINYL WINDOWS FOR REPLACEMENT



Crystal
WINDOW & DOOR

Crafted with Passion, Built to Perform™

CRYSTAL SERIES 200 FULLY-WELDED VINYL WINDOWS

AAMA Rated R-PG50

TRADITIONAL CRAFTSMANSHIP MEETS TODAY'S TECHNOLOGY.

3¼" Fusion-welded frame has a wall thickness of 0.072". Providing excellent structural integrity.

Ergonomic-design night latches combine ease-of-use with peace of mind.

High-profile tilt latches for easy operation when tilting sashes into the house for cleaning.

Cam-Type compression sash lock for airtight seal and maximum weather protection.

This high-performance "hospital sill" gives the highest testing results for air & water protection while allowing draft-free ventilation.

The in-between glass grids for beauty and no maintenance. (optional feature. Many styles and patterns available.)

Window sash operation is made easy with durable constant-force balances.

Durable extruded half-screen comes standard.

Optional custom two-tone finish matches any facade (available in 10 exterior colors)

A perfect balance of traditional design and quality is what makes the 200 Series the premier product in the industry. Traditional design appointments from the artistic beveled exterior to the shadow line sash face brings back the feeling of a traditional American home design.

Beveled exterior frame adds elegance to the exterior of your home.

Heavy Multi-Chamber construction maximizes strength, durability and insulating performance.

7/8" Insulated glass for maximum energy savings

Standard Vitro ULTRA Intercept Spacer optimizes thermal performance 365 days a year.

Dual-wall, full-length, extra-deep lift rail for easy operation.

Triple full length weather-stripping seals at both head and sill significantly minimizes air infiltration.

CVD200 THERMAL PERFORMANCE	Clear	0.46	0.59	GOOD
	Low-E (Soft Coat)	0.29	0.36	BETTER
	Low-E (TC™ Soft Coat)	0.28	0.28	BEST
	Low-E Triple Glazed IGU (Dual TC™ Soft Coat)	0.22	0.22	EXTREME
	Low-E Triple Glazed IGU (Ultimate TC™ Soft Coat)	0.17	0.18	ULTIMATE

LEGEND:
U-Value SHGC

R5
UPGRADE AVAILABLE



ENERGY SAVING TIP: Upgrade Crystal Series 200 Double Hung Windows with Triple Glazed with dual Low-E coated IGU* to achieve R5-qualified performance.
*IGU = Insulated Glass Unit

Once you are able to refocus on performance criteria the technological enhancements make this one of the highest performing windows in the industry. In addition, we have added the strongest warranty in the industry to give you the assurance that you have purchased the very best window for the money.

CRYSTAL SERIES 200 FULLY-WELDED VINYL WINDOWS

AAMA Rated R-PG50

TRADITIONAL CRAFTSMANSHIP MEETS TODAY'S TECHNOLOGY.

3/4" Fusion-welded frame has a wall thickness of 0.072". Providing excellent structural integrity.

Ergonomic-design night latches combine ease-of-use with peace of mind.

High-profile tilt latches for easy operation when tilting sashes into the house for cleaning.

Cam-Type compression sash lock for airtight seal and maximum weather protection.

This high-performance "hospital sill" gives the highest testing results for air & water protection while allowing draft-free ventilation.

The in-between glass grids for beauty and no maintenance. (optional feature. Many styles and patterns available.)

Window sash operation is made easy with durable constant-force balances.

Durable extruded half-screen comes standard.

Optional custom two-tone finish matches any facade (available in 10 exterior colors)

A perfect balance of traditional design and quality is what makes the 200 Series the premier product in the industry. Traditional design appointments from the artistic beveled exterior to the shadow line sash face brings back the feeling of a traditional American home design.

Beveled exterior frame adds elegance to the exterior of your home.

Heavy Multi-Chamber construction maximizes strength, durability and insulating performance.

7/8" Insulated glass for maximum energy savings

Standard Vitro ULTRA Intercept Spacer optimizes thermal performance 365 days a year.

Dual-wall, full-length, extra-deep lift rail for easy operation.

Triple full length weather-stripping seals at both head and sill significantly minimizes air infiltration.

CVD200 THERMAL PERFORMANCE	Clear	0.46	0.59	GOOD
	Low-E (Soft Coat)	0.29	0.36	BETTER
	Low-E (TC™ Soft Coat)	0.28	0.28	BEST
	Low-E Triple Glazed IGU (Dual TC™ Soft Coat)	0.22	0.22	EXTREME
	Low-E Triple Glazed IGU (Ultimate TC™ Soft Coat)	0.17	0.18	ULTIMATE

LEGEND:
U-Value SHGC

R5
UPGRADE AVAILABLE



ENERGY SAVING TIP: Upgrade Crystal Series 200 Double Hung Windows with Triple Glazed with dual Low-E coated IGU* to achieve R5-qualified performance.
*IGU = Insulated Glass Unit

Once you are able to refocus on performance criteria the technological enhancements make this one of the highest performing windows in the industry. In addition, we have added the strongest warranty in the industry to give you the assurance that you have purchased the very best window for the money.