

# MAGNUS

## WINDOWS



700 / 1800 NORTH-AMERICAN STYLE SYSTEM

**CRYSTAL**<sup>®</sup>  
WINDOW & DOOR SYSTEMS, LTD.  
[WWW.CRYSTALWINDOWS.COM](http://WWW.CRYSTALWINDOWS.COM)

## About Crystal



Crystal Window & Door Systems is an award-winning national manufacturer of quality, energy efficient vinyl and aluminum windows, and high-end fenestration systems for residential, commercial and institutional buildings. Crystal's product and service benefits are many: Quality Workmanship, Broad Product Line, Energy Efficiency, Innovative Product Features, Green Manufacturing and Extraordinary Value. The extended Crystal family of companies includes not only fenestration manufacturing, but aluminum extrusion and solar energy.

Crystal<sup>®</sup> Window & Door Systems, offers industry proven quality, with state-of-the-art manufacturing in Queens, New York; Chicago, IL; St. Louis, MO; Scranton, PA; and Riverside, CA to best serve our customers. The company's wide array of products offers architectural designers fenestration solutions that enhance green sustainable design initiatives, with high performance, energy efficient Architectural Aluminum and Residential Vinyl Crystal<sup>®</sup> and NFRC Certified products and Crystal<sup>®</sup> Energy Star<sup>®</sup> Certified products.

Celebrating more than 30 years of operations, Crystal has grown from startup in 1990 to one of the top window manufacturers in the nation. The company and its subsidiaries operate over 400,000-ft<sup>2</sup> of manufacturing space at four plants. Crystal's main production facility and corporate headquarters are in New York City, and additional plants are in Chicago, St. Louis, Scranton and Riverside. Crystal employs over 400 people at its main factory, regional branches, subsidiaries and affiliate firms. Crystal branch offices are located in Pennsylvania (Scranton), Illinois (Chicago), Ohio (Cleveland area) and Missouri (St. Louis area). Crystal products are distributed in more than 35 states.

Crystal Window & Door Systems is a proud long-term partner of REHAU, a global manufacturer of polymer-based solutions for construction, automotive and industry. Founded in Germany more than 70 years ago, REHAU is known for delivering high-performance window and door solutions, with uncompromising attention to detail from design to profile extrusion to service. REHAU offers a variety of styles from typical residential hung-slider, casement and patio door to the most advanced European-style tilt-turn windows that achieve the highest structural, thermal and acoustical performance ratings.





**MAGNUS** window designs are comprehensive providing styles with a variety of design and performance options. These versatile designs are an excellent choice for upscale residential and light commercial applications.

Available in white, beige or clay and can be laminated with solid color or wood-grain foils.

**MAGNUS** windows are designed to truly go beyond the standard performance requirements in both commercial and residential environments while offering distinct fenestration solutions for each.

**Features**

- Multichambered profiles for increased performance.
- Increase structural capacity and better stability.
- Greater versatility to meet higher performance standards.
- High-definition finish for weather and stain resistance.

**A Wider Range of Styles**

- Single Hung-Tilt
- Double Hung-Tilt
- Single Slider
- Double Slider
- Casement
- Awning
- Fixed

**Superior Profiles**

**MAGNUS** windows resist fading and corrosion. The proprietary unplasticized polyvinyl chloride (uPVC) formulation and extrusion process result in superior profiles that outlast and outperform material like aluminum and wood. Plus, uPVC is a natural insulator. It resists heat loss in the winter and heat gain in the summer.



# COMPREHENSIVE DESIGN & HIGH PERFORMANCE




## UPVC FORMULATION

Formula includes above-average quantities of titanium dioxide stabilizers and impact modifiers to protect against fading from solar radiation.



## FUSION-WELDED CORNERS

In addition to benefits of uPVC's thermal properties, fusion-welded corners greatly reduce leakage potential.



## MULTICHAMBERED PROFILES

A sophisticated multichamber design accommodates steel reinforcement and allows for big window elements.



## DRAINAGE SYSTEM

A hidden integral water drainage system allows rain water to drain from the window system to the building exterior without entering the building envelope.



## HIGH-DEFINITION FINISH

Only occasional cleaning thanks to the ability to repel dirt and retain color with UV stability, is needed to keep the surfaces looking like new, even years after installation.



## ENERGY EFFICIENT GLASS

Insulated glass units with a high-performance spacer system provide energy efficiency and options to increase acoustical and energy performance.




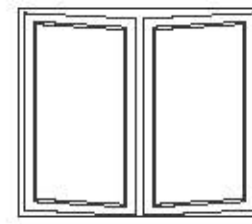
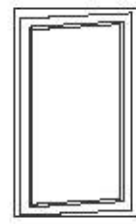

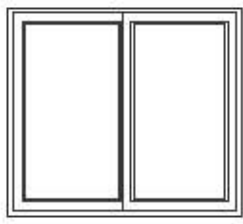
# MAGNUS WINDOWS

CUSTOMIZABLE & STYLISH

The **MAGNUS** System allows for a wide selection of window styles.  
 In addition, extensive design variations with brilliant colors and patterns will liven up any building.  
**Get creative with countless design options.**

700 Series


1800 Series



Wood



Light Oak




Mahogany



Golden Oak



Irish Oak



Soft Cherry



Douglas Fir

Solid



Bronze



Silver



Midnight



Choco Brown



Burnt Almond



Medium Brown




Black


Profile



White



Beige



Clay

# MAGNUS 700 - HUNG-SLIDER WINDOWS

COMPREHENSIVE DESIGN & HIGH PERFORMANCE



NAFS: up to Class LC-PG40

STC: up to 39 dB

U-factor: down to 0.16\*



# MAGNUS 700 - HUNG-SLIDER WINDOW

## COMPREHENSIVE DESIGN & HIGH PERFORMANCE

The MAGNUS 700 Hung-Slider Windows design are one of the most comprehensive hung-slider replacement window designs on the market.

Providing styles with a variety of design and performance options, this versatile design is an excellent choice for upscale residential and light-commercial applications.

Available in white, beige or clay and can be laminated with solid color or wood-grain foils.



### Features:

- Durability and longevity with unique uPVC formulation and high definition finish
- Multiple chambers for increased strength, energy performance and efficient water drainage.
- Energy-efficient insulated glass units with a high-performance spacer system.

# MAGNUS 700 - HUNG-SLIDER WINDOWS

## COMPREHENSIVE DESIGN & HIGH PERFORMANCE

### Types

Double Hung-Tilt, Single Hung-Tilt, Double Slider, Single Slider, Fixed

### Frame Depth

3 1/4 in (82.5 mm)

### Overall Glass

Up to 1 in (25.4 mm)

### U-values

Down to 0.16\*

### STC

Up to 39 dB

### Structural Ratings

Single Hung-Tilt: LC-PG40

Single Slider: R-PG55

Double Hung-Tilt: R-PG60

Double Slider: R-PG60

Fixed: CW-PG70

\* based on simulation



Single Hung-Tilt window with an internally glazed sash and a pocket sill.



## FEATURES & BENEFITS

Reinforcements for main profiles boost structural performance and element sizes
Up to 1 in (25 mm) glazing capability provide excellent acoustical and energy performance properties
Main profiles engineered with multiple chambers increase strength, energy performance, and allow efficient water drainage
3 1/4 in (83 mm) frame depth with accessory grooves provide flexibility for new construction and replacement applications
Internal slash glazing increases ease and safety of glass replacement (glass can be replaced from the inside)

### AVAILABLE COLORS

White

Beige

Clay

# MAGNUS 1800 CASEMENT-AWNING WINDOWS

SUPERIOR SEAL TECHNOLOGY & OUTSTANDING PERFORMANCE

NAFS: up to Class CW-PG70

STC: up to 40 dB

U-factor: down to 0.17\*

\* based on simulation



# MAGNUS 1800 CASEMENT-AWNING WINDOWS

## SUPERIOR SEAL TECHNOLOGY & OUTSTANDING PERFORMANCE

Magnus 1800 Windows have better energy performance, simpler multi-lite configurations, installation flexibility and superior air and water tightness for increased comfort and longevity.

MAGNUS 1800 Windows are not just casement-awning commercial windows. They are a unique combination of superior material formulation, structural integrity and outstanding performance - thermal, acoustic, air and water.



### Features:

- Proprietary triple-seal technology for optimal air and water tightness.
- Continuous frame concept for multi-lite configurations within one frame.
- Durability and longevity with unique uPVC formulation and high-definition finish.

# MAGNUS 1800 CASEMENT-AWNING WINDOWS

SUPERIOR SEAL TECHNOLOGY & OUTSTANDING PERFORMANCE



\* based on simulation

## Types

Casement, Awning, Fixed

## Frame Depth

3 1/4 in (82.5 mm) or 3 1/2 in (88.9 mm)

## Overall Glass

Up to 1 3/8 in (34.9 mm)

## U-values

Down to 0.17\*

## STC

Up to 40 dB

## Structural Ratings

Casement: CW-PG70

Awning: LC-PG70

Fixed: CW-PG60



## FEATURES & BENEFITS

<p>Proprietary, highly engineered triple-seal technology provides optimal compression to improve the system's insulating properties and to ensure long service life</p>
<p>Continuous frame design allows for greater design flexibility with multi-lite configurations in one frame</p>
<p>Up to 1 3/8 in (35 mm) glazing capability provides excellent acoustical and energy performance properties</p>
<p>Main profiles engineered with multiple chambers increase strength and energy performance while allowing efficient water drainage</p>
<p>3 1/2 in (89 mm) frame depth with internal accessory grooves provide flexibility for new construction and replacement applications</p>

### AVAILABLE COLORS

White

Beige

Clay



### TRIPLE-SEAL TECHNOLOGY

Innovative continuous triple seal technology ensures optimal compression and the high elastic, load-resistant material provides a long service life.



**NYC, NY (HQ)**  
**SCRANTON, PA**  
**CLEVELAND, OH**  
**ST. LOUIS MO**  
**CHICAGO, IL**  
**RIVERSIDE, CA**  
**DALLAS, TX**

31-10 WHITESTONE EXPRESSWAY, FLUSHING, NY 11354  
204 FRANKLIN VALLEY RD., DALTON, PA 18414  
29299 CLEMENS RD. 1-B, WESTLAKE, OH 44145  
300 AXMINSTER DR., FENTON, MO 63026  
1300 W. 35TH ST. CHICAGO, IL 60609  
1850 ATLANTA AVE., RIVERSIDE, CA 92507  
454 MOCKINGBIRD LN, DALLAS TX 75247

TEL: 800.472.9988/718.961.7300  
TEL: 570.276.8000  
TEL: 440.871.8694  
TEL: 636.305.7880  
TEL: 773.376.6688/888.280.3288  
TEL: 951.779.9300  
TEL: 469.248.3012

FAX: 718.460.4594  
FAX: 570.563.5313  
FAX: 440.871.8690  
FAX: 636.305.7881  
FAX: 773.376.6868  
FAX: 951.779.6300  
FAX: 469.248.2978

All Content for guidance and reference purposes. Actual Products may vary. Subject to change without notice.  
Contents based on REHAU's window and door design as manufactured by an independent fabricator.  
CRYSTAL design is a registered trademark of Crystal Window & Door Systems, Ltd.

