

INSTALLATION GUIDE H MULLION



CRYSTAL WINDOW & DOOR SYSTEMS
31-10 WHITESTONE EXPWY. FLUSHING NY 11354
TEL. 718.961.7300

VER 09.03.24

PAGE 1 OF 1

1. STEP 1

Secure first window into the rough opening and apply continuous bead of sealant with a min. of $\frac{3}{8}$ " in diameter into the entire length of the inner leg of the window (See figure #1). Then proceed to snap the H Mullion into the first window.

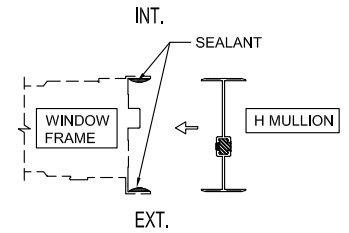


FIGURE 1

2. STEP 2

Apply continuous bead of sealant with a min. of $\frac{3}{8}$ " in diameter into the entire length of the inner leg of the second window (See figure #2). Then proceed to snap and secure the second window in place into the H Mullion.

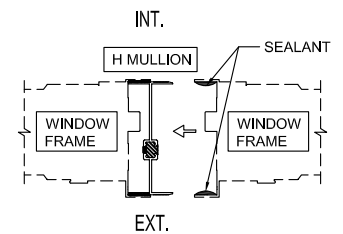


FIGURE 2

3. STEP 3

Tool any excess joint sealant (See figure #3).

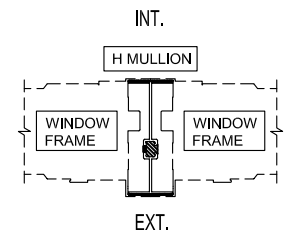


FIGURE 3