

# INSTALLATION GUIDE STACK MULLION



CRYSTAL WINDOW & DOOR SYSTEMS  
31-10 WHITESTONE EXPWY. FLUSHING NY 11354  
TEL. 718.961.7300

VER 09.03.24

PAGE 1 OF 1

## 1. STEP 1

Secure the first/bottom window into the rough opening and apply continuous bead of sealant with a min. of  $\frac{3}{8}$ " in diameter into the entire length of the inner legs of the stack mullion (See figure #1). Then proceed to install the mullion at the head/top of the bottom window.

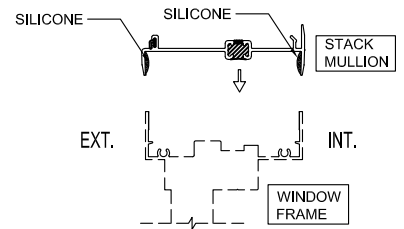


FIGURE 1

## 2. STEP 2

Apply continuous bead of sealant with a min. of  $\frac{3}{8}$ " in diameter along the entire length of the inner and outer legs at the top of the stack mullion (See figure #2). Then proceed to snap and secure the second window in place on top of the mullion.

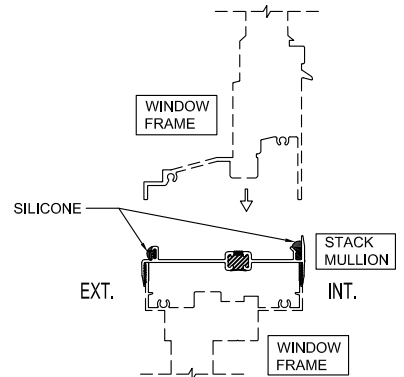


FIGURE 2

## 3. STEP 3

Tool any excess joint sealant (See figure #3).

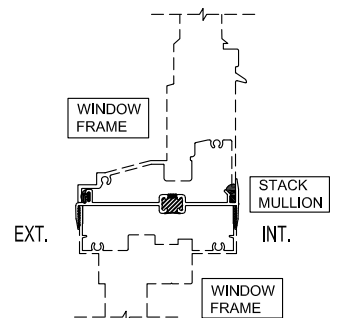


FIGURE 2